



Middle Ages

R
T
C
S

L
i
b
r
a
r
y

Student's Guide

Name: _____


You are to choose a topic to research that deals with the Middle Ages and complete "The Information Process". Some possible suggestions:

Becoming a Knight	Castles	Cathedrals
Charlemagne	Clothing	Commoners
Constantine	Crusades	Dante
Eleanor of Aquitaine	Food & Feasts	Geoffrey Chaucer
Gutenberg	Joan of Arc	Jousts and Tournaments
King & the Lady	Knights	Monks and Nuns
Queen Matilda	Robin Hood	Thomas Aquinas
Weapons	William the Conqueror	Women of the Middle Ages

The Information Process

- Step 1 Planning - Naming the topic, creating questions
- Step 2 Gathering the Information - Locating the information
- Step 3 Processing the Information - Reading, viewing, taking notes
- Step 4 Organizing the Information - Organizing notes, make an outline
- Step 5 Evaluation - Reviewing the information, making changes
- Step 6 Sharing the Information - I will create: a written report, a display/diorama, a PowerPoint presentation, a newsletter, a poster, a website, a Minecraft world. The choice is yours.

****This booklet must be handed in. Please do not lose it.****



Middle Ages

R
T
C
S
L
i
b
r
a
r
y

The Information Process 1

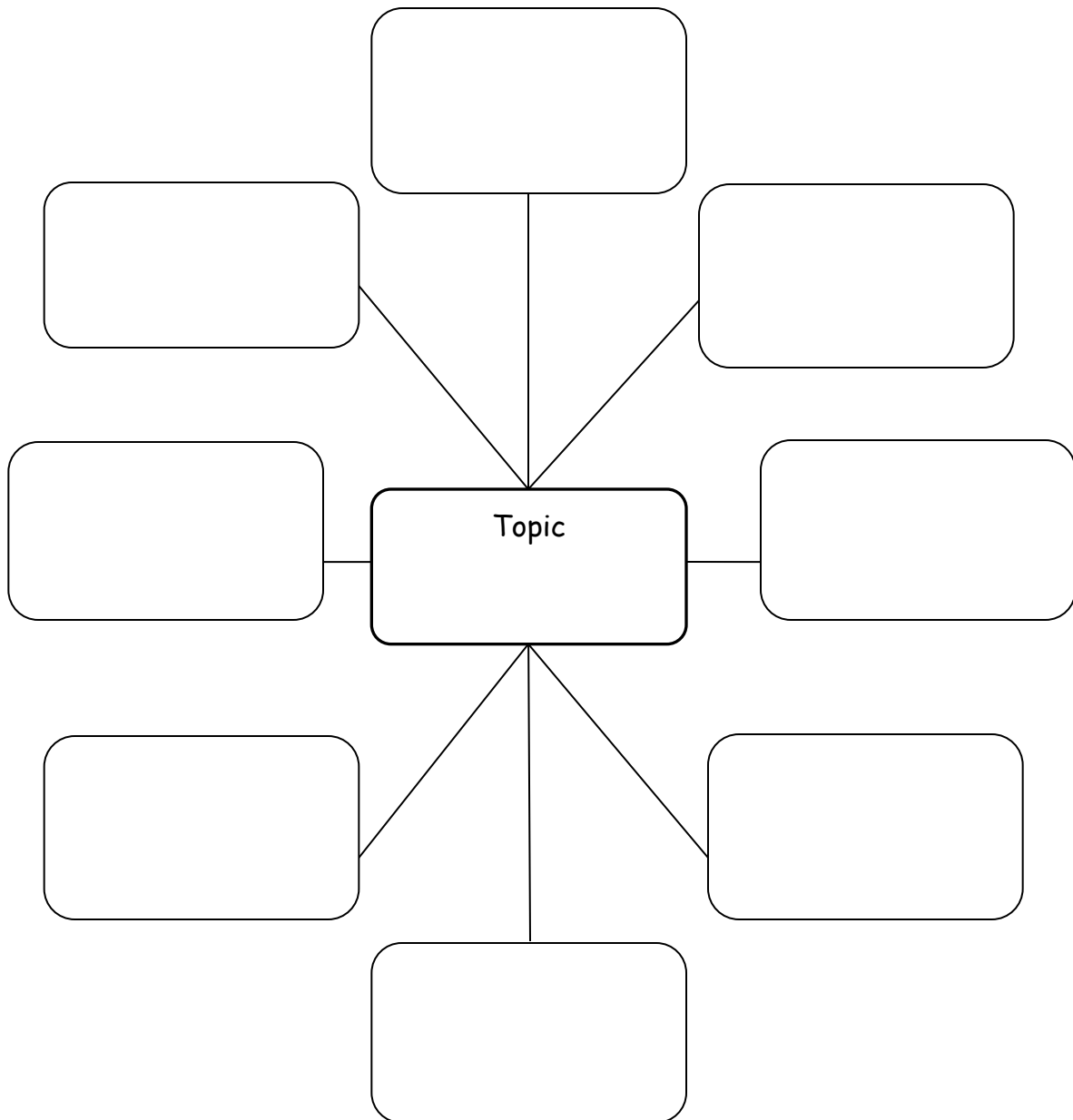
Social Studies 8

Step 1 - Planning

/10

1) What is the topic of my research project? _____

2) Write your topic in the box in the middle of the page. In the other boxes, write some questions you would like answered about the topic.





Middle Ages

The Information Process 2

Social Studies 8

Step 2 - Gathering the Information - Where will I find the info.?

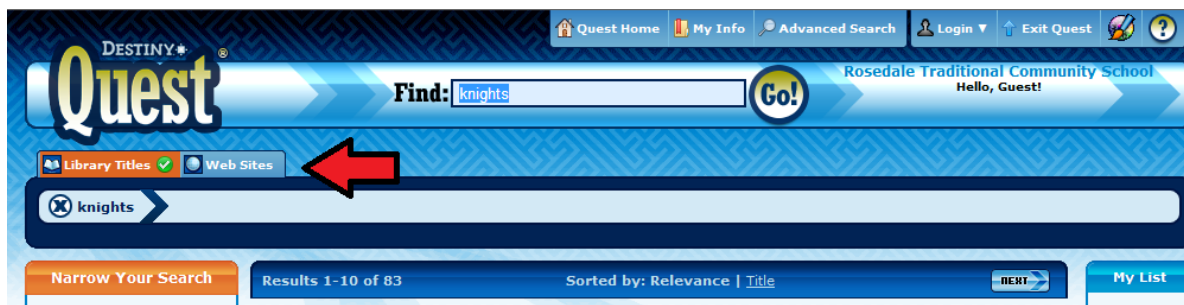
Start by going to our school site at <http://rtcs.sd33.bc.ca/>, click on "Departments", then "Library", then Online Catalog in the center of the page.



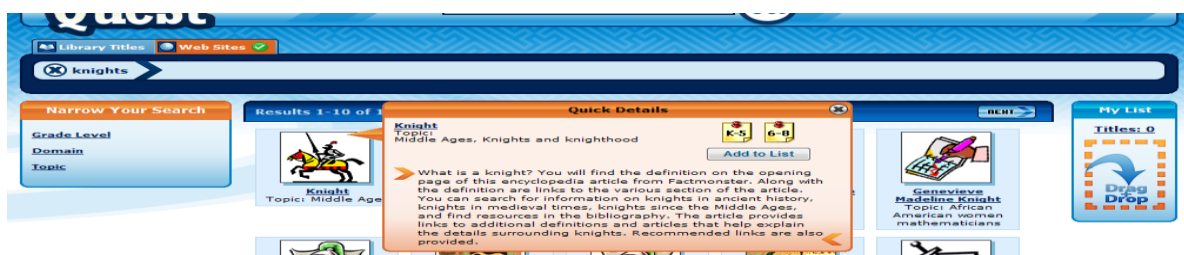
Enter your search in the space provided, and a list of book titles (some with book covers) with their "address", and whether they are available, will appear.



If you would like Web Sites, log in, then click to the left of "Library Titles".



You will now have the option of reading short descriptions of various Web Sites and the grade level they are appropriate for.





Middle Ages

R
T
C
S
L
i
b
r
a
r
y

The Information Process 3

Social Studies 8

Step 3 - Processing the Information

/8

Write a **one** (1) word answer in the box, and a complete sentence answer next to it.

<input type="text"/>	Answer 1

<input type="text"/>	Answer 2

<input type="text"/>	Answer 3

<input type="text"/>	Answer 4

<input type="text"/>	Answer 5

<input type="text"/>	Answer 6

<input type="text"/>	Answer 7

<input type="text"/>	Answer 8



Middle Ages

R
T
C
S
L
i
b
r
a
r
y

The Information Process 4

Social Studies 8

Step 4 - Organizing the Information

/8

Carefully read over the information you have found. Arrange the questions you have answered in the order you are going to present them.

Question #1



Question #2



Question #3



Question #4



Question #5



Question #6



Question #7



Question #8



Middle Ages

Social Studies 8

The Information Process 5/6

Step 5 - Bibliography

- Underline the title of the work.
- Alphabetize the list by author's last name.
- If there is no author, use title.
- Always reverse indent second and third lines.

Author (last name, first name). Title of book. Place of publication:
Publisher. Year.

Macdonald, Fiona. Knights, Castles and Warfare. Milwaukee:
World Almanac Library. 2006.

Author. "Title of page or article." Title of complete work. Date last
updated. URL. Date you visited.

"The Knight in Medieval History." Fact Monster. 2007.
<http://www.factmonster.com/ce6/history/A0859127.html>.
June 3, 2012.

Step 6 - Share the Information