


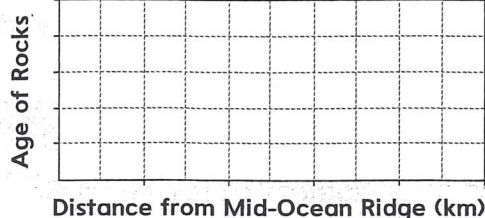
Name _____

Date _____

Sea Floor Spreading

Use with textbook pages 278–280.

1. Sketch a graph that shows how the age of rock changes as you move away from the mid-ocean ridge in both directions.
2. Sketch a graph that shows how the depth of sediment changes as you move away from the mid-ocean ridge in both directions.

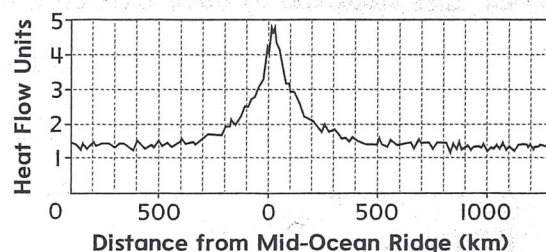


3. How does the age of rocks at the mid-ocean ridge help explain how continents move?

4. How do changes in sediment depth at the mid-ocean ridge help explain how continents move?

5. The graph at right shows how heat (thermal energy) changes as it moves from below the crust at a mid-ocean ridge to the water surrounding the ridge. This change in the amount of heat is called heat flow. Interpret the graph. How does it help to explain what happens at a mid-ocean ridge?

Heat Flow Data Across a Mid-Ocean Ridge



6. Summarize the process of sea floor spreading.
