

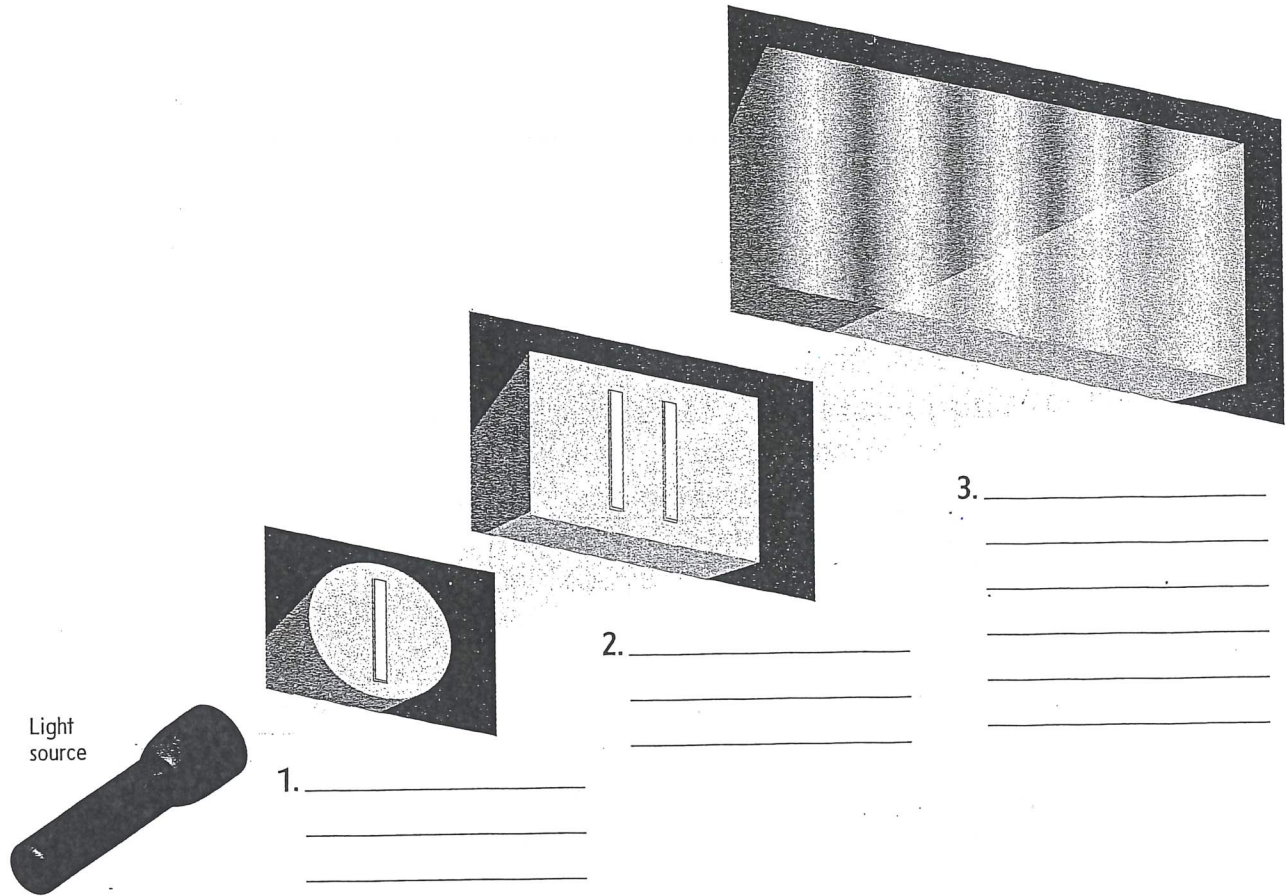
Name _____

Date _____

Young's Experiment

Use with textbook pages 207-208.

Use the diagram below to describe Thomas Young's experiment in your own words. Then use your description to answer the question that follows.



4. Explain how Young's experiment supported the idea of a wave model of light.

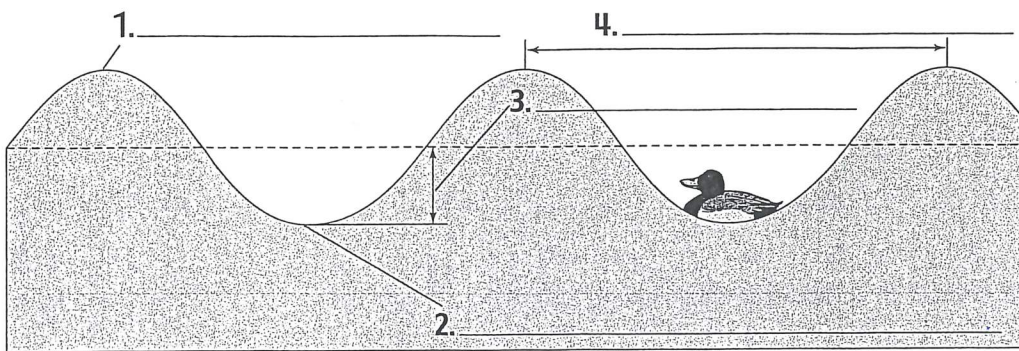
Parts of a Wave

Use with textbook page 209.

Use the following vocabulary words to label the parts of a wave.

Vocabulary

amplitude
crest
trough
wavelength



5. Describe the wave features listed below.

a) amplitude

b) crest

c) trough

d) wavelength

Name _____

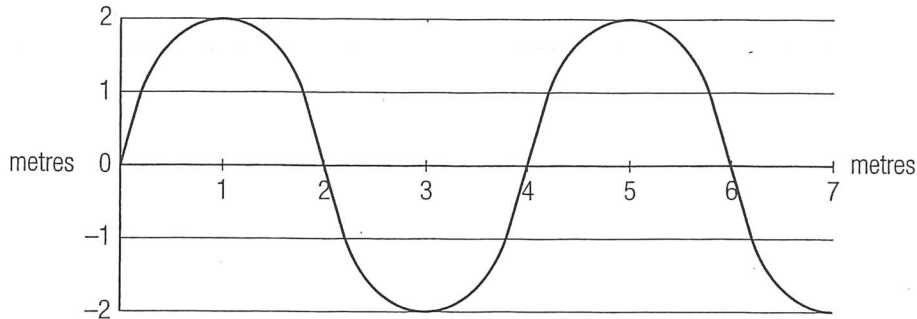
Date _____

Characteristics of Waves

Use with textbook page 209.

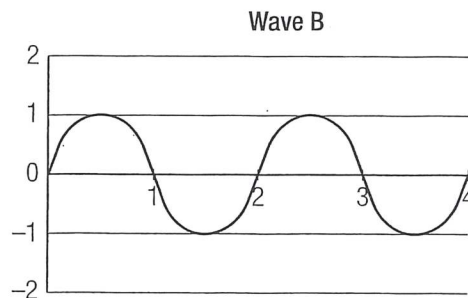
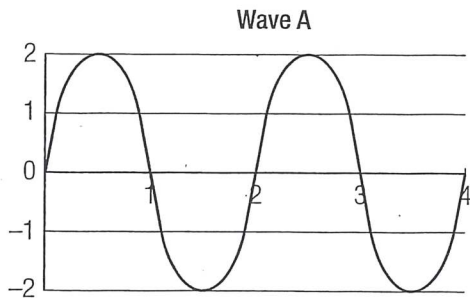
Use the information in the graphs to answer the questions.

- How long is the wavelength of the wave shown below? _____
- How large is the amplitude of the wave shown below? _____



- Which wave shown below has the smaller amplitude, Wave A or Wave B?

- How does the frequency compare for Wave A and Wave B? _____



- What is the same for Waves X and Y shown below: amplitude, wavelength, or frequency? _____

- Which wave has a greater frequency, Wave X or Wave Y? _____

- Which wave has a longer wavelength, Wave X or Wave Y? _____

